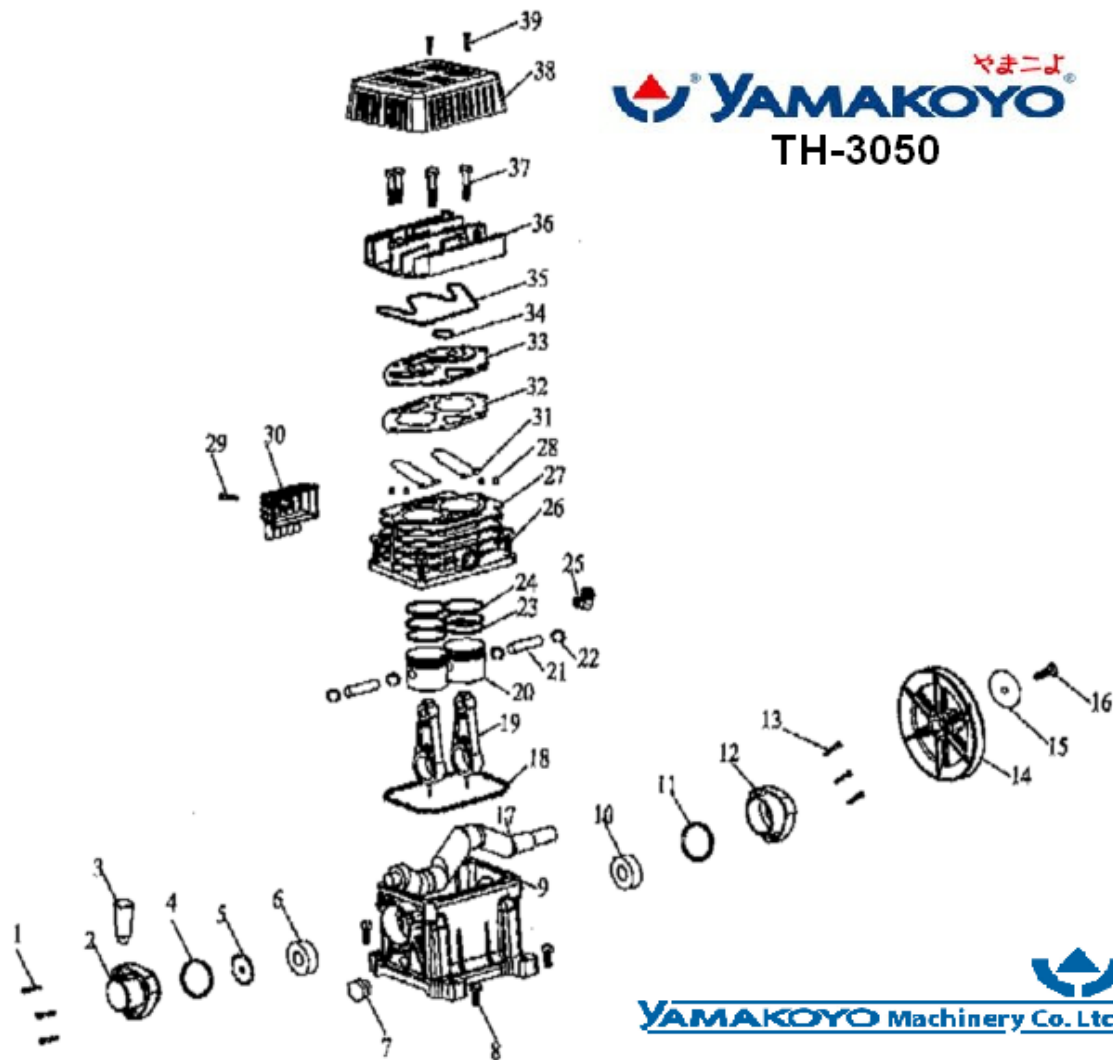


Air Compressor TH 3050




No.	P/N	Description	Qty
1	64-01	Bolt M6 x 16	3
2	64-02	Back Bearing Set	1
3	64-03	Breather Pipe	1
4	64-04	Seal Ring 53 x 2	1
5	64-05	Oil Baffle	1
6	64-06	Bearing 6204	1
7	64-07	Oil Level	1
8	64-08	Bolt M8 x 30	4
9	64-09	Crankcase	1
10	64-10	Bearing 6205	1
11	64-11	Seal Ring 53 x 2	1
12	64-12	Fore Bearing Seat	2
13	64-13	Bolt M6 x 16	3
14	64-14	Compressor Wheel	1
15	64-15	Washer	1
16	64-16	Bolt M8 x 25	1
17	64-17	Crankshaft	1
18	64-18	Rubber Gasket	1
19	64-19	Connecting Rod	2
20	64-20	Piston	2
21	64-21	Piston Pin	2
22	64-22	Clip Ring	1
23	64-23	Oil Ring	2
24	64-24	Gas Ring	4
25	64-25	Right Angle Connector	1
26	64-26	Bolt M8 x 30	4
27	64-27	Cylinder	1
28	64-28	Pin	4
29	64-29	Screw M5 x 42	1
30	64-30	Air Filter	1
31	64-31	Valve Slice	2
32	64-32	Mat Gasket	1
33	64-33	Valve Board	1
34	64-34	Seal Ring 10 x 1.2	1
35	64-35	Seal Circle Gasket	1
36	64-36	Cylinder Cover	1
37	64-37	Bolt M8 x 45	4
38	64-38	Shield	1
39	64-39	Screw M6 x 10	2

Technical Support:
1-866-852-6872



www.kbnusa.com

©Yamakoyo Machinery Co., Ltd.

Air Compressor TH 3050



No.	P/N	Description	Qty
40	64-40	Yamakoyo Engine YK-650	1
41	64-41	Compressor Pump Assy	1
42	64-42	Pulley Guard Assy Kit	1
43	64-43	Regulator Assy	1
44	64-44	Compressor Tank Assy	1
45	64-45	Handle Assy	1
46	64-46	Rubber Leveler	2
47	64-47	Wheel Assy	2
48	64-48	Bolt Wheel	2
49	64-49	Main Pulley Assy.	1



No.	P/N	Description	Qty
50	64-50	Regulator Gauge	2
51	64-51	Bolt Cap	1
52	64-52	Valve Bleeder	1
53	64-53	Valve Quick Connect Hose	2
54	64-54	Regulator Knob	1
55	64-55	Air Compressor Valve Assy	1
56	64-56	Hose Cooper	1
57	64-57	Throttle Cable Assy	1

Technical Support:

1-866-852-6872

www.kbnusa.com

©Yamakoyo Machinery Co., Ltd.