


Parts Manual for

SNAPPER[®]

FRONT TINE TILLER
SERIES 0

MODEL
SST5

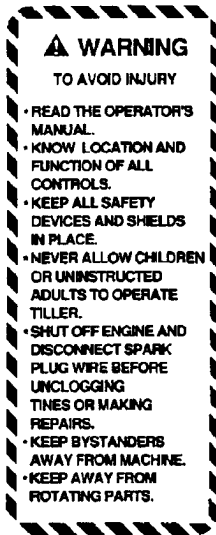


PARTS FOR THIS MACHINE MUST BE ORDERED FROM:
1189 Old Schuylkill Road * P.O. Box 111 * Parker Ford, PA 19457-0111
Phone: (610) 495-7181 or (800) 348-1117, Fax: (610) 495-5951

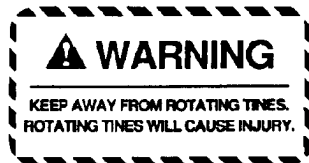
SNAPPER McDonough, GA., 30253 U.S.A.

TRANSMISSION ASSEMBLY (PART NUMBER 709-1933)

ITEM NO.	PART NO.	DESCRIPTION	QTY.
1	709-1934	L.H. Case Half Assembly (includes 1A-1D)	1
1A	706-0342	Drive Shaft Seal	1
1B	706-0343	Tine Shaft Bearing	1
1C	706-0344	Tine Shaft Seal	2
1D	706-0345	Bearing	1
2	709-1935	R.H. Case Half Assembly (includes 2A-2D)	1
2A	020-0014	Soft Plug	1
2B	706-0343	Tine Shaft Bearing	1
2C	706-0344	Tine Shaft Seal	2
2D	706-0345	Bearing	1
3	709-0147	Tine Assembly Shaft	1
4	706-0347	Roller Chain #50-40 Pitches	1
5	706-0348	Roller Chain #35-50 Pitches	1
6	709-0352	Idler Sprocket Inner Race	1
7	709-0651	Tine Shaft Spacer	1
8	706-2500	Drive Shaft Assembly	1
9	020-0011	Oil Plug	1
10	709-1615	Idler Sprocket Assembly (includes 10A)	1
10A	030-0093	Idler Sprocket Bearing	2
11	709-1654	Transmission Case Gasket	1
12	706-2788	1/4 x 3/4" Self Tapping Screw	1
13	706-3096	1/4-20 x 1/2" HH Whiz Lockscrew	17
14	090-0453	1/4-20 Whiz Locknut	17
15	090-0419	5/16-18 x 2-3/4" HHCS	1
16	090-0460	5/16-18 Nylok Locknut	1



Part No. 091-0069



Part No. 091-0070

OPERATING INSTRUCTIONS

STARTING:

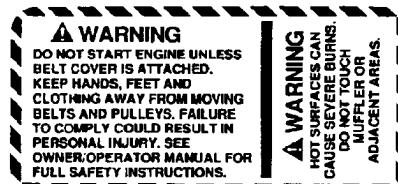
1. Adjust or remove wheel assembly.
2. Adjust drag bar for desired depth.
3. Stand between handlebars.
4. Allow clutch lever to drop into disengaged position.
5. Move throttle lever to choke position.
6. Hold left handlebar with left hand.
7. Pull starter rope with right hand.
8. As engine starts move throttle lever from choke to desired speed position.

STOPPING: Move throttle lever to stop position.

TILLING: Squeeze clutch lever to start tilling.

Release lever to stop tilling.

Part No. 091-0067



Part No. 091-0071



ITEM NO.	PART NO.	DESCRIPTION	QTY.
1	709-1933	Transmission Assembly	1
3	709-0165	"U" Shaped Spacer	2
4	090-0232	1/4" Flat Washer	1
5	090-0470	1/4-20 Nylok Locknut	7
6	030-0109	Pulley—Transmission	1
7	090-0060	1/4-20 x 1" HHCS	3
8	090-0419	5/16-18 x 2-3/4" HHCS	2
9	090-0093	5/16-18 x 3" HHCS	1
10	090-0091	5/16-18 x 1-3/4" HHCS	4
11	706-1368	Pulley—Engine	1
12	100-0018	3/16 x 3/16 x 1" Shaft Key	2
13	080-0053	5/16-18 x 5/16" Set Screw	1
14	709-2502	Hitch—Rear	1
15	090-0408	5/16-24 x 3/4" HHCS	2
16	030-0131	V-Belt	1
17	709-2205	L.H. Engine Mount	1
18	709-2208	R.H. Engine Mount	1
19	709-2647	Belt Release Bracket	1
20	709-2870	Idler Arm	1
21	090-0233	5/16 Flat Washer	8
22	030-0111	Idler Pulley	1
23	709-1237	Idler Arm Compression Spring	1
24	090-0091	5/16-18 x 1-3/4" HHCS	2
25	706-0137	Adjustment Link	1
26	706-3406-RD	Cross Brace	1
28	709-3136	Tie Bar L.H.	1
29	709-3137	Tie Bar R.H.	1
30	090-0394	5/16" Split Lock Washer	2
31	706-2637	R.H. Handle Assembly (includes 31B, 31C, and 31D)	1
31B	706-3254	Clutch Control Lever	1
31C	706-0630	Handle Grip	1
31D	706-2791	1/4 x 1-3/8" Rivet	1
32	706-1539	10-32 Nut	2
33	090-0161	10-32 Machine Screw	2
34	706-2632	L.H. Handle Assembly (includes 31C)	1
35	706-0895	Rear Skid	1
36	706-2480	Wheel Frame	1
37	706-3348	Wheel	2
38	709-2658-BK	Belt Cover	1
39	709-2659	Trans. Case to Belt Cover Bracket	1
40	709-3080	Engine Mount to Belt Cover Bracket	1
41	090-0460	5/16-18 Nylok Locknut	17
42	090-0207	3/8-16 Hex Nut	3
43	706-0152	Clutch Control Spring	1
44	706-0924	1/8" Hair Pin	7
45	090-0089	5/16-18 x 1-1/4" HHCS	2
46	706-1024	Clevis Pin	7
47	090-0285	3/8-16 Square Nut	2
48	090-0066	5/16-18 x 3/4" HHCS	2
49	706-3349	3/8-16 x 2-1/8" Shoulder Bolt	2
50	706-2243	Cable Guide	2
51	090-0088	5/16-18 x 1" HHCS	4
52	706-2666	Throttle Control	1
53	706-2250	Clutch Cable Assembly	1
54	090-0467	Pull Cord Holder	1
56	090-0228	3/8" Split Lock Washer	2
57	090-0012	1/4-20 x 3/4" HHCS	3
58	707-1338	L.H. Inside Slasher Tine	1
59	707-1339	R.H. Inside Slasher Tine	1
60	707-1704	L.H. Outside Slasher Tine	1
61	707-1705	R.H. Outside Slasher Tine	1

Parts Manual for

SNAPPER®

**SST5 FRONT TINE TILLER
SERIES 0**

COPYRIGHT © 1999
SNAPPER INC.
ALL RIGHTS RESERVED

SNAPPER McDonough, GA., 30253 U.S.A.