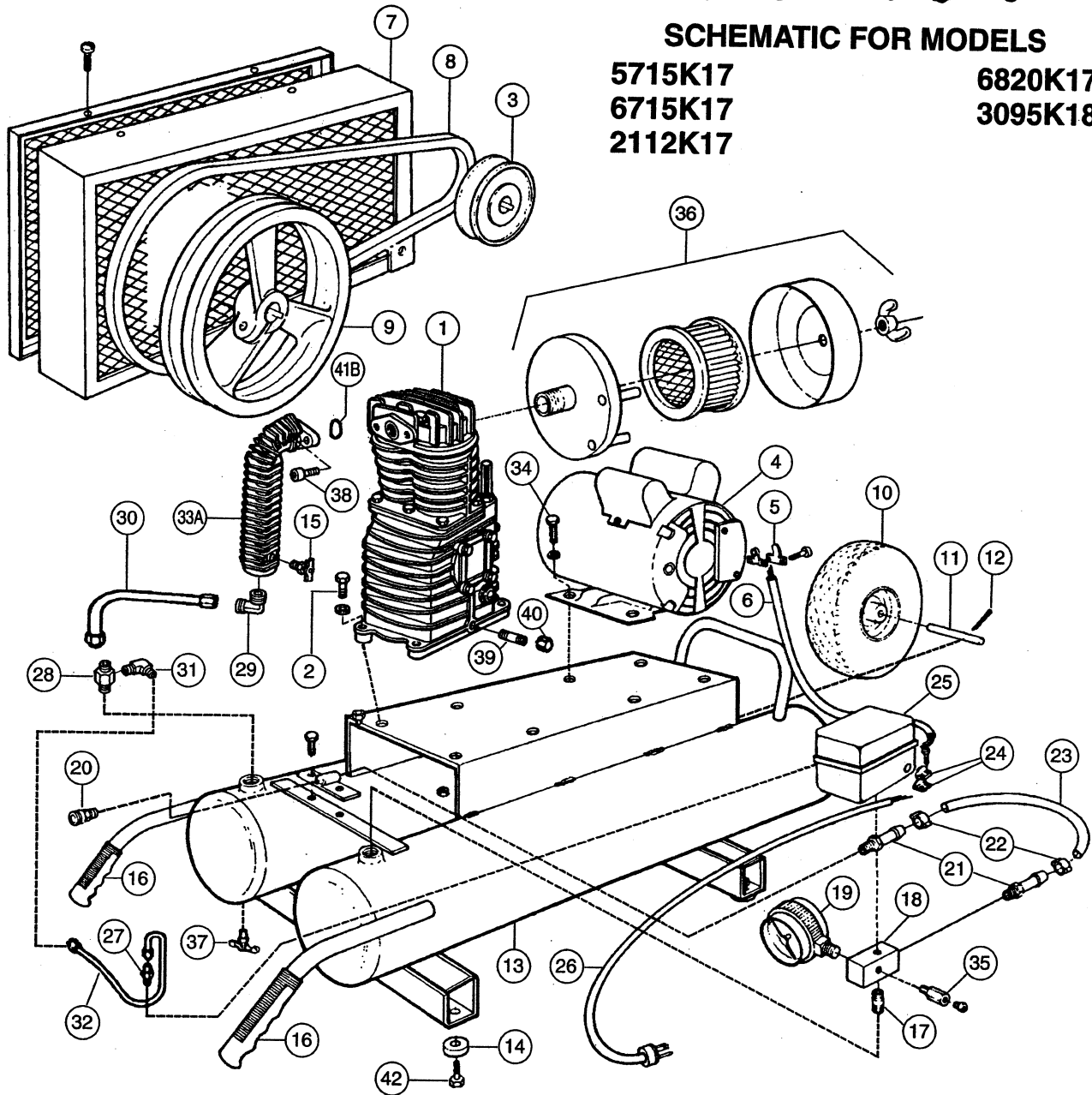


Rol-Air

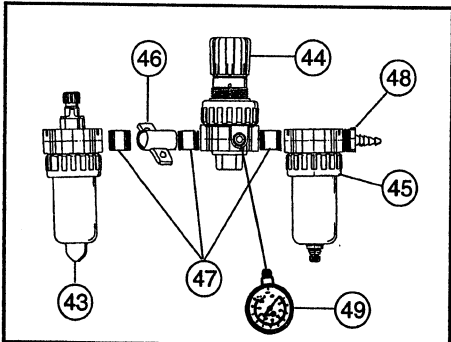
SCHEMATIC FOR MODELS

5715K17
6715K17
2112K17

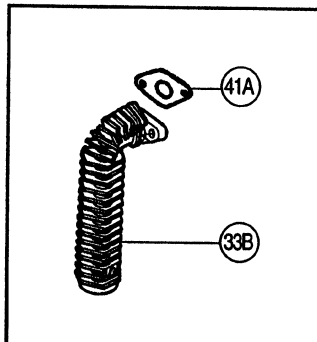
6820K17
3095K18



OPTIONAL ACCESSORIES



Production Prior to Feb. 2000





Associate Engineering Corporation

606 S. Lake Street, P.O. Box 346
 Hustisford Wisconsin 53034-0346
 Phone: 920-349-3281
 Sales Fax: 920.349.3691 Service Fax: 920.349.8861
www.rolair.net

PARTS LIST FOR MODELS

5715K17 6820K17
6715K17 3095K18
2112K17

Schematic #	Description	Part #	Qty.
1	Twin Cylinder Pump w/Flywheel (Pump for Model 3095K18 only)	PMP12K17CH	1
2	5/16-18 x 1-1/4 Cap Screw ZP GR.5	PMP12K18CH	1
3	Motor Pulley	MIS10023	4
4	1-1/2 HP Motor – Models 5715K17 & 6715K17	Specify Model	1
	2 HP Motor – Model 2112K17	MTRC101	1
	2 HP Motor – Model 6820K17	MTRD101	1
	3 HP Motor – Model 3095K18	MTRD103	1
		MTRE101	1
5	Wire Connector 3/8" – 90 Degrees	161A	2
6	Electric Cord 12-3, 40"	173A	1
7	Belt Guard – Complete	Specify Model	1
8	Belt	Specify Model	1
9	Pump Flywheel	31007280CH	1
10	Semi-Pneumatic Wheel Assembly	WLS40	1
11	Axle	181	1
12	3/16 x 2 Axle Cotterpin	181A	2
13	Twin Tank Assembly – Complete	Specify Model	1
14	Rubber Vibration Pad	219	4
15	1/4" Brass Drain Cock	132	1
16	Handle Grip	328	2
17	1/2 x 1-1/2 Black Nipple	BLNP0500X1500	1
18	Aluminum Block Manifold	154	1
19	Pressure Gauge	GA0250200	1
20	3/8" Quick Disconnect Coupler	309A	1
21	3/8 x 3/8 Straight Brass Connector	BRCP0375X0375H12	2
22	Hose Clamp	177A	2
23	3/8" Rubber Air Hose	178A	1
24	Wire Connector 3/8"	161	1
25	Pressure Switch 1/4" (Includes PS2020RV) Mdl 3095K18 Only (Includes PS4040RV)	PS2020M	1
		PS4040	1
26	Cord 12-3, 8 Ft. w/110V Plug (Mdl 5715K17, 6715K17 & 6820K17)	170	1
	Cord 12-3, 8 Ft. w/220V Plug (Mdl 2112K17 & 3095K18)	175	1
27	Pressure Switch Relief Valve Mdl 3095K18 Only	PS2020RV	1
		PS4040RV	1
28	1/2 x 1/2 Check Valve	CV4X4T	1
29	1/2 x 1/2 Brass Elbow	BREL0500X050039	1
30	1/2" Copper Discharge Tube w/Fittings	Specify Model	1
31	1/4 x 1/8 Brass Elbow	BREL0250X012539	1
32*	1/4" Nylon Tubing (Mdl 5715K17, 6715K17, 2112K17 & 6820K17)	178D	1.3'
	1/4" Copper Tubing (Mdl 3095K18)	MIS11100	1.5'
	Note: Copper Tubing Requires Two Each BRRG0250 & BRNT0250		
33A	Aftercooler w/Gasket	32901460CH	1
33B	Aftercooler w/"O" Ring	3290146ACH	1
34	5/16-18 x 7/8 Cap Screw ZP GR.5	MIS10022	6
35	1/4" Safety Relief Valve	SRV0250N165	1
36	Silencer/Filter Assembly (Replacement Filter Order part #431)	FS14050	1
37	1/4" Brass Drain Cock	132B	2
38	Bolt	37302530CH	2
39	Nipple	BLNP0250X1500	1
40	Black Cap	BLCA0250	1
41A	Gasket	30501490CH	1
41B	"O" Ring	30502510CH	1
42	Screw	MIS10008	4
	(Accessories)		
43	3/8" Lubricator	LUB0375	1
44	3/8" Regulator	REG0375	1
45	3/8" Filter (Water Trap)	FIL0375	1
46	Accessory Bracket	210	1
47	3/8" x 1 1/2" Nipple	BLNP0375X1500	3
48	3/8" Brass Barb Coupling	BRCP0375X0375H12	1
49	Pressure Gauge	GA0250200	1