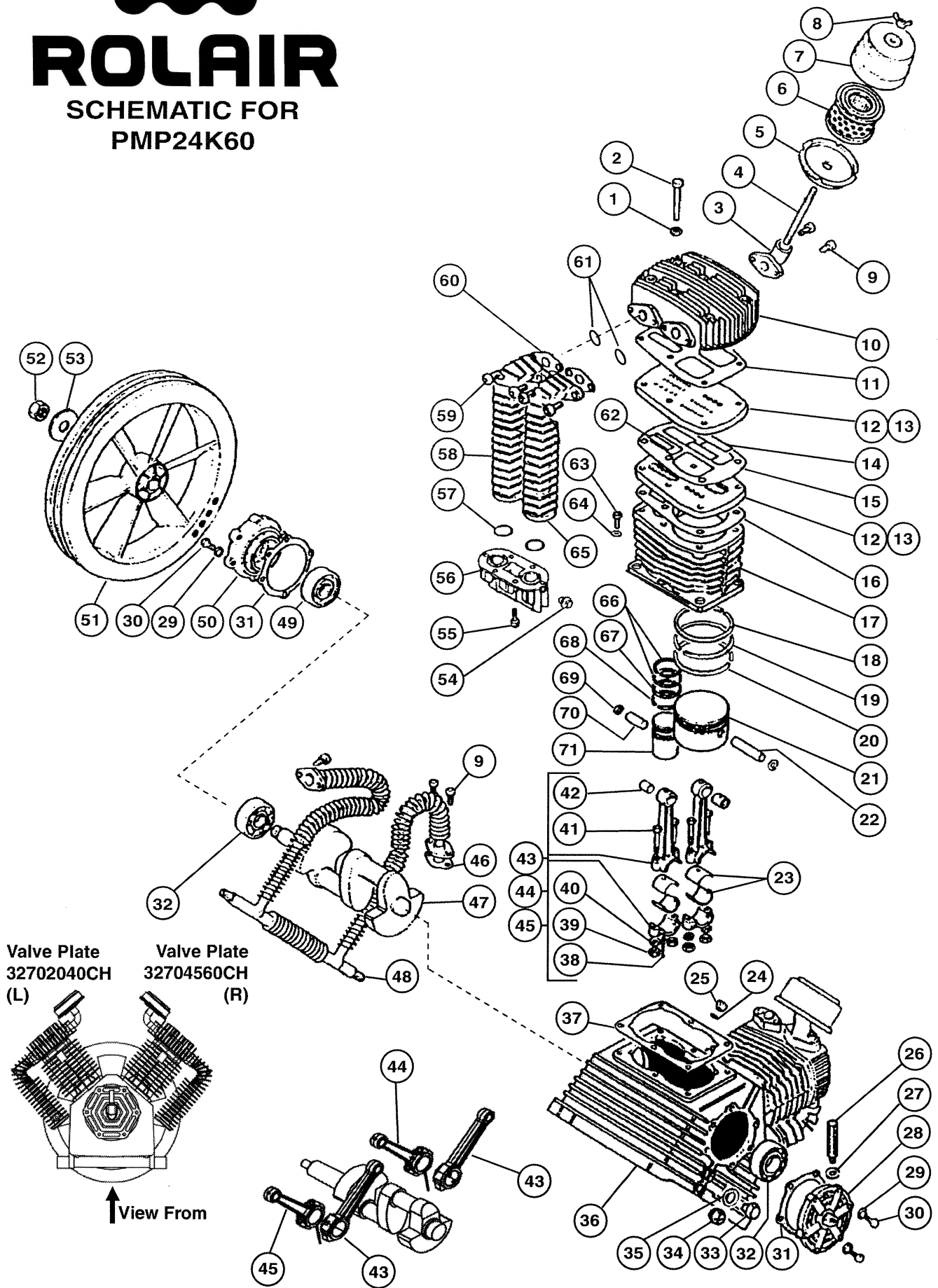



ROLAIR

SCHMATIC FOR
PMP24K60





ROLAIR SYSTEMS
 606 S. Lake Street, P.O. Box 346
 Hustisford Wisconsin 53034-0346
 Phone: 920-349-3281
 Sales Fax: 920.349.3691
 Service Fax: 920.349.8861
www.rolair.com

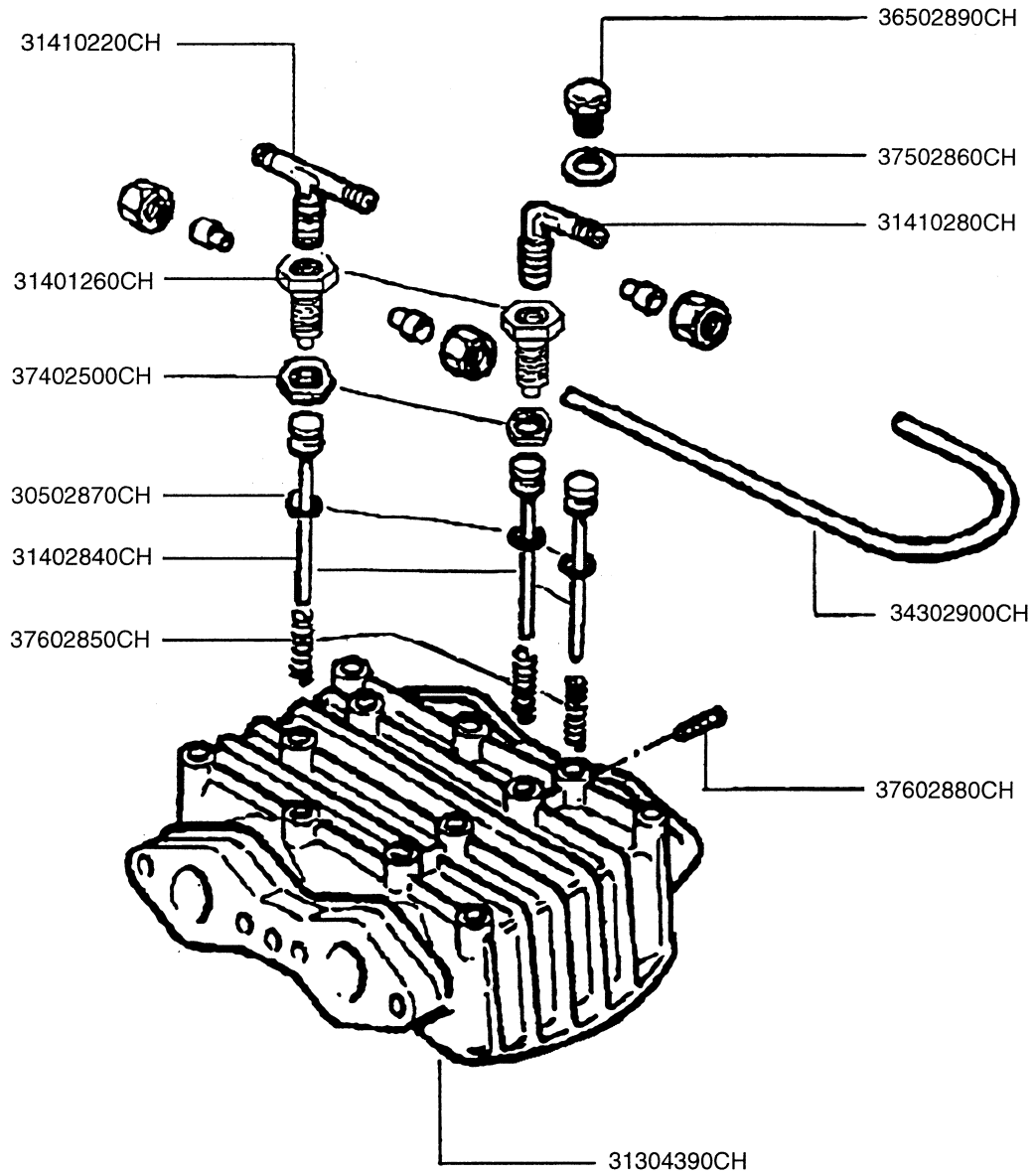
PARTS LIST FOR PMP24K60


Schem #	Description	Part #	Qty.	Schem. #	Description	Part #	Qty.
1	Washer	37502320CH	12	39	Nut	37402590CH	8
2	Bolt	37308060CH	12	40	Washer	17500230CH	8
3	Elbow	35604400CH	2	41	Bolt	37304380CH	8
4	Tension Rod	37301410CH	2	42	Bushing*	31102250CH	4
5	Filter Base	35602360CH	2	43	Connecting Rod w/Upper Bushing #2 & #4	31104480CH	2
6	Filter Element	35602380CH	2	44	Connecting Rod w/Upper Bushing #3	31104500CH	1
7	Filter Cover	35602350CH	2	45	Connecting Rod w/Upper Bushing-#1	31104490CH	1
8	Wing Nut	37400450CH	2	46	Gasket	30502330CH	2
9	Bolt	37302470CH	8	47	Crankshaft	30204310CH	1
10	Head	31304500CH	2	48	Aftercooler	32909100CH	1
11	Gasket	30502270CH	2	49	Oil Seal	30303730CH	1
12	Valve Plate - Left Bank	32702040CH	2	50	Bearing Carrier	30404320CH	1
13	Valve Plate - Right Bank	32704560CH	2	51	Flywheel - 17.72"	31004050CH	1
14	Valve	32702400CH	8		Flywheel - 21.65"	31003760CH	1
15	Gasket	30502280CH	2	52	Nut	37403780CH	1
16	Gasket	30502290CH	2	53	Washer	37503770CH	1
17	Cylinder	31602020CH	2	54	Plug	36506800CH	2
18	Ring - LP	31202160CH	2	55	Bolt	37302480CH	12
19	Ring - LP	31202170CH	2	56	Connector	3690211ACH	2
20	Ring - LP	31202180CH	2	57	O-Ring	30502400CH	4
21	Piston - LP	31202190CH	2	58	Left Intercooler	32902710CH	2
22	Piston Pin - LP	31202230CH	2	59	Bolt	37302530CH	8
23	Bearing Shell	31104350CH	4	60	Gasket - used prior to 2/00	30502330CH	4
24	Gasket	30504440CH	1	61	O-Ring	30502500CH	4
25	Plug	36504590CH	1	62	Valve - HP	32702390CH	4
26	3/8" Breather/Oil Fill Plug	36500300CH	1	63	Bolt	37303620CH	12
27	Gasket	3050016ACH	1	64	Washer	37504220CH	12
28	Bearing Carrier	30404330CH	1	65	Right Intercooler	32902720CH	2
29	Washer	37508130CH	12	66	Ring - HP	31203390CH	4
30	Bolt	37304240CH	12	67	Ring - HP	31202200CH	2
31	Gasket	30503740CH	2	68	Ring - HP	31202210CH	2
32	Bearing	30303720CH	2	69	Snap Ring	37602260CH	8
33	Sight Gauge	36504450CH	1	70	Piston Pin - HP	31202240CH	2
34	Plug	BLSQPL0250	1	71	Piston - HP	31203050CH	2
35	Gasket	30504440CH	1		Ring Set	K60RINGS	1
36	Crankcase	33104300CH	1		Gasket Set	K60GASKETS	1
37	Gasket	30502300CH	2		Valve Plate Assy. - Left	6000VK60L	1
38	Dipper	37604340CH	2		Valve Plate Assy. - Right	6000VK60R	1

*Bushing is not machined to fit piston pin if ordered separate from connecting rod.

ROLAIR

SCHEMATIC FOR PMP24K60HU





ROLAIR SYSTEMS

606 S. Lake Street, P.O. Box 346
 Hustisford Wisconsin 53034-0346
 Phone: 920-349-3281
 Sales Fax: 920.349.3691
 Service Fax: 920.349.8861
www.rolair.com

PARTS LIST FOR PMP24K60HU

Description	Part #	Qty.
O-Ring	30502870CH	6
Cylinder Head	31304390CH	2
Reducer Sleeve	31401260CH	4
Unloading Piston	31402840CH	6
T-Connector w/Fittings	31410220CH	2
L-Connector w/Fittings	31410280CH	2
Pipe Connector	34302900CH	2
Cap	36502890CH	2
Head Bolt	37302410CH*	12
Nut	37402500CH	4
Washer	37502860CH	2
Spring	37602850CH	6
Dowel	37602880CH	2
OPTIONAL: Complete "Right Side" Head Assembly with Unloader Parts Installed	31449900CH	1
OPTIONAL: Complete "Left Side" Head Assembly with Unloader Parts Installed	31449960CH	1

*NOTE: Head bolts are not shown on HU schematic.

Right side cylinder head is determined by viewing the pump with oil sight gauge directly ahead.

Reference PMP24K60 schematic for all other components.