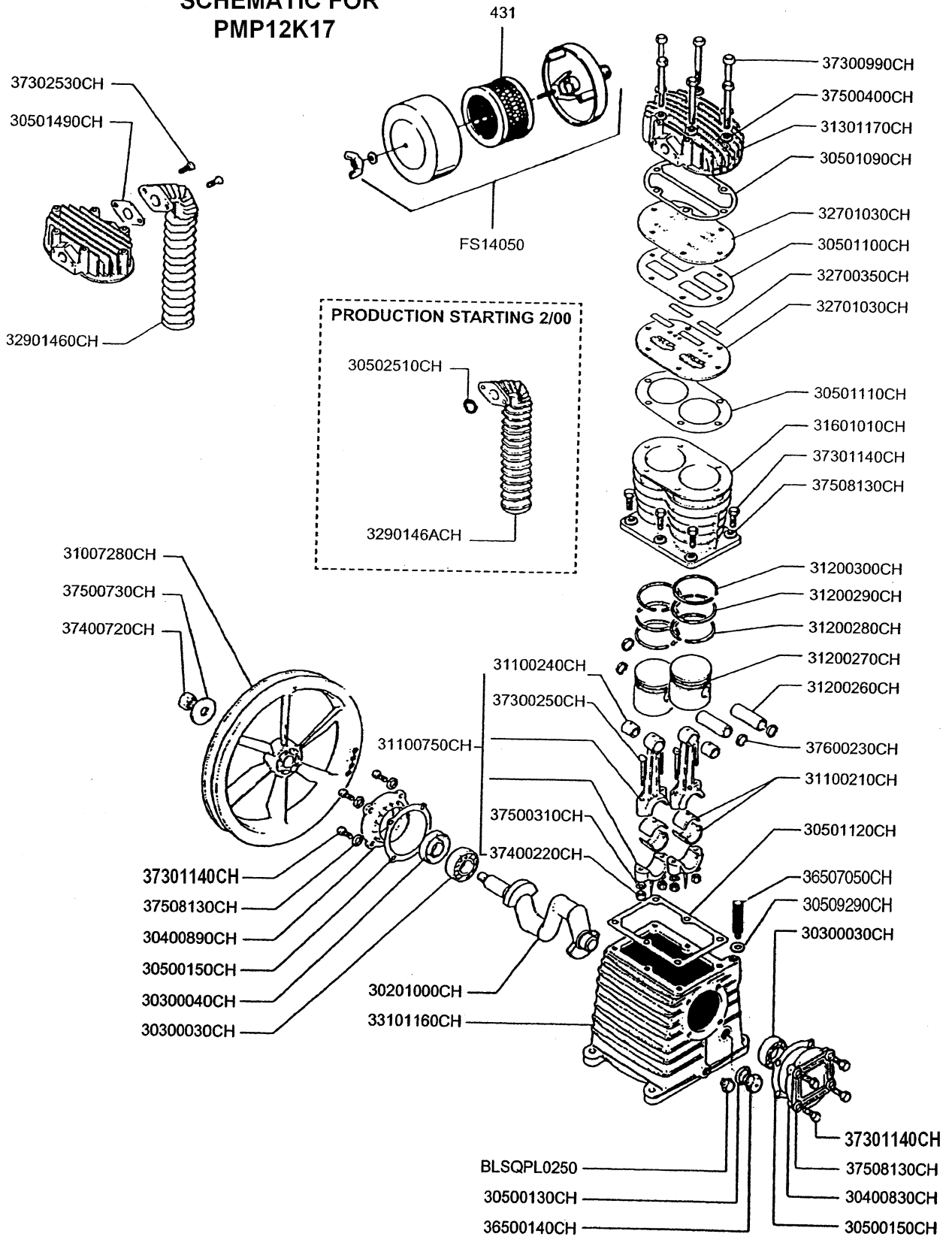


ROLAIR
 SCHEMATIC FOR
 PMP12K17





ROLAIR SYSTEMS

606 S. Lake Street, P.O. Box 346
 Hustisford Wisconsin 53034-0346
 Phone: 920-349-3281
 Sales Fax: 920.349.3691
 Service Fax: 920.349.8861
www.rolair.com

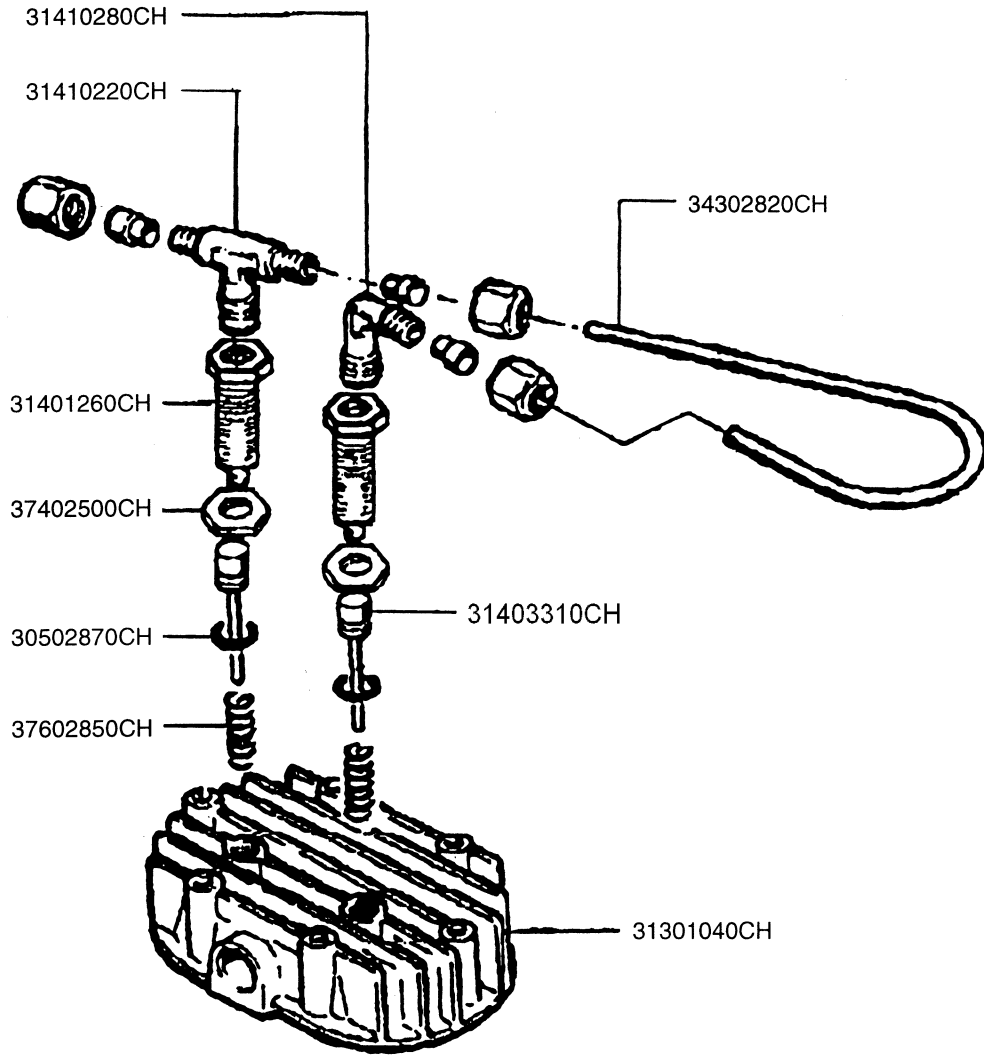
PARTS LIST FOR PMP12K17


Description	Part #	Qty.
Crankshaft	30201000CH	1
Bearing	30300030CH	2
Oil Seal	30300040CH	1
Bearing Carrier	30400830CH	1
Bearing Carrier	30400890CH	1
Gasket	30500130CH	1
Gasket	30500150CH	2
Gasket	30501090CH	1
Gasket	30501100CH	1
Gasket	30501110CH	1
Gasket	30501120CH	1
Gasket	30501490CH	1
O-Ring	30509290CH	1
Flywheel	31007280CH	1
Bearing Shell	31100210CH	2
Bushing*	31100240CH	2
Connecting Rod w/Upper Bushing	31100750CH	2
Connecting Rod Assembly	31100750CH1	2
Piston Pin	31200260CH	2
Piston	31200270CH	2
Ring	31200280CH	2
Ring	31200290CH	2
Ring	31200300CH	2
Head	31301170CH	1
Cylinder	31601010CH	1
Valve	32700350CH	4
Valve Plate	32701030CH	2
Aftercooler	32901460CH	1
Crankcase	33101160CH	1
Sight Gauge	36500140CH	1
3/8" Breathe/Oil Fill Plug	36507050CH	1
Bolt	37300250CH	4
Bolt	37300990CH	6
Bolt	37301140CH	14
Bolt	37302530CH	2
Nut	37400220CH	4
Nut	37400720CH	1
Washer	37500310CH	4
Washer	37500400CH	6
Washer	37500730CH	1
Washer	37508130CH	14
Snap Ring	37600230CH	4
Filter Element	431	1
Plug	BLSQPL0250	1
Silencer/Filter Assembly	FS14050	1
Ring Set	K17RINGS	1
Gasket Set	K17GASKETS	1
Valve Plate Assembly (Valve plates, reeds & upper three gaskets)	1700VK17	1
Piston Assembly (Piston, rings, piston pin & snap rings)	1700PK17	2
AFTERCOOLER PARTS STARTING 2/00		
O-Ring – Aftercooler	30502510CH	1
Aftercooler	3290146ACH	1

*BUSHING IS NOT MACHINED TO FIT PISTON PIN IF ORDERED SEPARATE FROM CONNECTING ROD.

ROLAIR

SCHEMATIC FOR PMP12K17HU





ROLAIR SYSTEMS

606 S. Lake Street, P.O. Box 346
 Hustisford Wisconsin 53034-0346
 Phone: 920-349-3281
 Sales Fax: 920.349.3691
 Service Fax: 920.349.8861
www.rolair.com

PARTS LIST FOR PMP12K17HU

Description	Part #	Qty.
O-Ring	30502870CH	2
Cylinder Head	31301040CH	1
Reducer Sleeve	31401260CH	2
Unloading Piston	31403310CH	2
T-Connector w/Fittings	31410220CH	1
L-Connector w/Fittings	31410280CH	1
Pipe Connector	34302820CH	1
Head Bolt	37300680CH*	6
Nut	37402500CH	2
Spring	37602850CH	2
OPTIONAL: Complete Head Assembly with Unloader Parts Installed	31449950CH	1

*NOTE: Head bolts are not shown on HU Schematic.

Reference PMP12K17 schematic for all other components.